

Points

___ / 8

1 Write the word. Circle the correct picture.

1 ___rother



2 ___ister



3 ___om





4 ___randpa



2 Circle and draw.

___ / 2



1 This is my grandma / grandpa.

2 This is my mom / dad.

Total: ___ / 10

Level 1 Unit 2 Language Assessment

Points

1 Match the words and the pictures.

kite

drum

doll

teddy bear

hoop


ball




___ / 6

2 Color one ball green. Color the other ball yellow. Write the correct word under each ball.

green



yellow



___ / 2

3 Read the sentences.
Draw the picture.

I have a drum.

It's orange.



___ / 2

Total: ___ / 10

Points

1 Circle the correct word.




dog

cat




tiger

lion



ostrich

owl



elephant

alligator


2 Circle the correct word.
Match the words and the animals.

a/an iguana

a/an cat

a/an rabbit


a/an alligator



3 Read the sentences.
Draw the picture.

It isn't a monkey.

It's an ostrich.



___ / 4

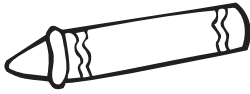
___ / 4

___ / 2

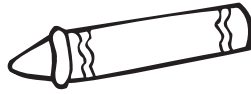
Total: ___ / 10

Level 1 Unit 4 Language Assessment

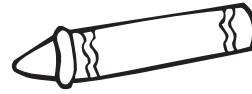
1 Read and color the crayons.



pink




red




green

2 Read, match and color.

1 It's a blue ruler.



2 It's a green book.



3 Read and write the number.

1 eight 8

4 three _____

2 five _____

5 nine _____

3 one _____

6 four _____

Points

___ / 3

___ / 2

___ / 5

Total: ___ / 10

Level 1 Unit 5 Language Assessment

Points

1 Look at the pictures.
Write the words.

___ / 2

1



train

2




airplane

2 Read. Color in orange for *Yes, it is.*
Color in blue for *No, it isn't.*

___ / 8

1



Is it a truck?

Yes, it is.

No, it isn't.

2



Is it a bicycle?

Yes, it is.

No, it isn't.

3



Is it a car?

Yes, it is.

No, it isn't.

4



Is it a bicycle?

Yes, it is.

No, it isn't.

Total:

___ / 10

Level 1 Unit 6 Language Assessment

Points

___ / 6

1 Look at the pictures. Complete the words.

1



i _ _

_ _ n

u n _ _ e r

2



3



2 Put a ✓ next to the correct word.

___ / 4

1



yard

dining room

3



kitchen

living room

2



bedroom

dining room

4



bedroom

bathroom

Total:

___ / 10


Points

1 Read and match.




1 They're hens.



2 They're cows.



2 Read, draw and color.




1 They're green apples.


2 They're red pears.

3 They're yellow lemons.

3 Circle the correct sentence.



1 They're sheep.
They aren't sheep.



2 They're pigs.
They aren't pigs.

___ / 2

___ / 6

___ / 2

Total: ___ / 10

Points


1 Read and color.



___ / 2

1 Color the butterflies orange and purple.

2 Color the trees green and brown.



2 Complete the words.
Match them to the correct picture.


1 ___ hildren



2 ___ en



3 ___ omen



4 ___ oys



___ / 8

Total: ___ / 10

Points

1 Read and draw the shapes.

___ / 3

square

triangle

circle

2 Write the numbers.

___ / 5

1 twelve 12

4 eleven _____

2 thirteen _____

5 fifteen _____

3 twenty _____

6 eighteen _____

3 Do the math problems.
Draw pictures and write the numbers.

___ / 2

1 five  + six  =

2 three  + ten  =

Total: ___ / 10

Level 1 Language Assessment Answers

Level 1 Unit 1 Language Assessment

1 Write the word. Circle the correct picture.

1 brother



2 sister



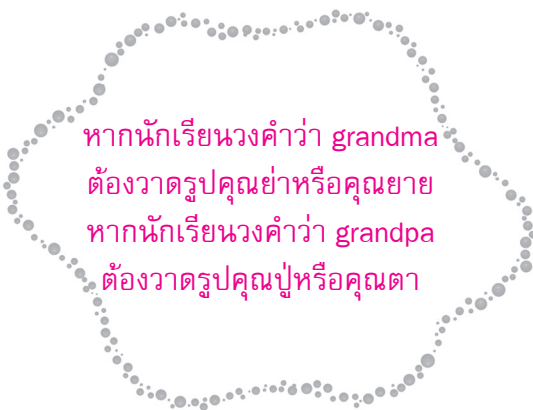
3 mom



4 grandpa



2 Circle and draw.



หากนักเรียนวงคำว่า grandma
ต้องวาดรูปคุณย่าหรือคุณยาย
หากนักเรียนวงคำว่า grandpa
ต้องวาดรูปคุณปู่หรือคุณตา



หากนักเรียนวงคำว่า mom
ต้องวาดรูปคุณแม่
หากนักเรียนวงคำว่า dad
ต้องวาดรูปคุณพ่อ

1 This is my grandma / grandpa.

2 This is my mom / dad.

Points

___ / 8

___ / 2

Total: ___ / 10

Points

1 Match the words and the pictures.

kite
 drum
 doll
 teddy bear
 hoop
 ball

___ / 6

2 Color one ball green. Color the other ball yellow. Write the correct word under each ball.

green

นักเรียนต้อง
ระบายสีเขียว
ในวงกลม

yellow

นักเรียนต้อง
ระบายสีเหลือง
ในวงกลม

green

yellow

___ / 2

3 Read the sentences.
Draw the picture.

I have a drum.
It's orange.

นักเรียนต้องวาดรูปกลอง 1 ใบ
แล้วระบายสีส้ม


___ / 2

Total: ___ / 10

Level 1 Unit 3 Language Assessment

Points

1 Circle the correct word.




dog

cat




tiger

lion



ostrich

owl



elephant

alligator

___ / 4

2 Circle the correct word.
Match the words and the animals.

a/an iguana

a/an cat

a/an rabbit

a/an alligator



___ / 4

3 Read the sentences.
Draw the picture.

It isn't a monkey.

It's an ostrich.

นักเรียนต้องวาดภาพ
นกกระจอกเทศ 1 ตัว

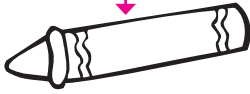
___ / 2

Total: ___ / 10

Level 1 Unit 4 Language Assessment

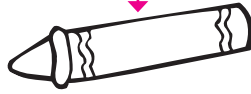
1 Read and color the crayons.

นักเรียนต้องระบายสีชมพู



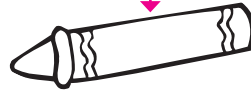
pink

นักเรียนต้องระบายสีแดง



red

นักเรียนต้องระบายสีเขียว




green

2 Read, match and color.

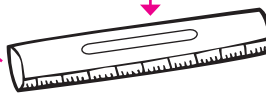
1 It's a blue ruler.

นักเรียนต้องระบายสีเขียว



2 It's a green book.

นักเรียนต้องระบายสีฟ้า



3 Read and write the number.

1 eight 8

4 three 3

2 five 5

5 nine 9

3 one 1

6 four 4

Points

___ / 3

___ / 2

___ / 5

Total: ___ / 10

Level 1 Unit 5 Language Assessment

Points

___ / 2

1 Look at the pictures.
Write the words.

1



train

2




airplane

2 Read. Color in orange for *Yes, it is.*
Color in blue for *No, it isn't.*

___ / 8

1



Is it a truck?

นักเรียนต้องระบายสีส้ม



Yes, it is.

No, it isn't.

2



Is it a bicycle?

นักเรียนต้องระบายสีฟ้า



Yes, it is.

No, it isn't.

3



Is it a car?

นักเรียนต้องระบายสีฟ้า



Yes, it is.

No, it isn't.

4



Is it a bicycle?

นักเรียนต้องระบายสีส้ม



Yes, it is.

No, it isn't.

Total:

___ / 10

Points

___ / 6

1 Look at the pictures. Complete the words.

1



2



3



i n

o n

un der

2 Put a ✓ next to the correct word.

___ / 4

1



yard

dining room

3



kitchen

living room

2



bedroom

dining room

4



bedroom

bathroom



Total: ___ / 10

Points

1 Read and match.

1 They're hens.

2 They're cows.



___ / 2

2 Read, draw and color.

นักเรียนต้องวาดรูปแอปเปิ้ล
เกินกว่า 1 ผล
แล้วระบายสีเขียว

นักเรียนต้องวาดรูปผลสาลี่
เกินกว่า 1 ผล
แล้วระบายสีแดง

นักเรียนต้องวาดรูปมะนาว
เกินกว่า 1 ผล
แล้วระบายสีเหลือง



1 They're green apples.

2 They're red pears.

3 They're yellow lemons.

___ / 6

3 Circle the correct sentence.



1 They're sheep.
They aren't sheep.

2 They're pigs.
They aren't pigs.

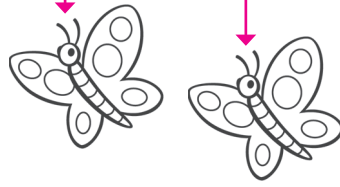
___ / 2

Total: ___ / 10

Level 1 Unit 8 Language Assessment


1 Read and color.

นักเรียนต้องระบายสีส้มและสีม่วง



1 Color the butterflies orange and purple.

นักเรียนต้องระบายสีเขียวและสีน้ำตาล



2 Color the trees green and brown.

2 Complete the words. Match them to the correct picture.


1 c hildren



2 m en



3 w omen



4 b oys



Total: ___ / 10

Points

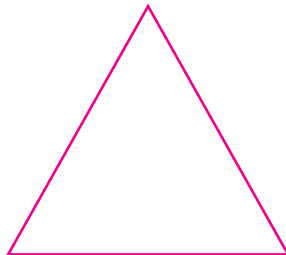
___ / 2

___ / 8


1 Read and draw the shapes.



square



triangle



circle

2 Write the numbers.

1 twelve 12

4 eleven 11

2 thirteen 13

5 fifteen 15

3 twenty 20

6 eighteen 18

3 Do the math problems.
Draw pictures and write the numbers.

1 five  + six  = eleven 

2 three  + ten  = thirteen 

Total: / 10

Points

 / 3

 / 5

 / 2

Home Study Worksheet Answers

Unit 1

Lesson
3

Exercise 1 The children should write the name of the course.

Exercise 2 The children should write their name and class in the frame.

Lesson
5

Exercise 1 mom  dad  sister  brother  grandma  grandpa 

Exercise 2 The children should draw the faces of their family members.

Lesson
7

Exercise 1 The children should decorate the tree with photographs or drawings of their families.

Exercise 2 This is my family.

Unit 2

Lesson
1

Exercise 1 The children should complete the crossword puzzle.

Lesson
3

Exercise 1 The children should color the toys they have.

Exercise 2 The children should complete the sentence.

Lesson
6

Exercise 1 The children should draw a red kite.

Unit 3

Lesson
2

Exercise 1 an alligator, a cat, a rabbit

Exercise 2 an owl, a dog

Lesson
5

Exercise 1 The children should write the words.

Exercise 2 The children should join the words with the pictures and then color them.

Lesson
7

1 drawing of an owl 2 drawing of a giraffe 3 drawing of a tiger 4 drawing of an alligator

Home Study Worksheet Answers

Unit 4

Lesson

3

Exercise 1 The children should complete the words in the correct color.

Exercise 2 The children should write the sentences from exercise 1.

Lesson

5

Exercise 1 The children should join the numbers from 1 to 10 by drawing a blue line between them.

Exercise 2 The children should join the numbers from 10 to 1 by drawing a red line between them.

Lesson

6

The children should write the numbers, then color the pictures.

Unit 5

Lesson


1

2 train  3 truck  4 car  5 airplane  6 bicycle 

Lesson

3

Exercise 1 1 Yes, it is. 2 No, it isn't. 3 No, it isn't. 4 Yes, it is.

Exercise 2 

Lesson

7

Exercise 1 bear - orange, kite - red, dog - black, doll - pink, water - blue, ship - yellow, bicycle - purple.
The children should write the sentences.

Exercise 2 1 No, it isn't. 2 No, it isn't. 3 Yes, it is. 4 Yes, it is.

Unit 6

Lesson

1

Word search grid:

| | | | | | | |
|---|---|---|---|---|---|---|
| b | | | | | | |
| f | y | e | x | d | | |
| p | u | v | d | l | r | m |
| c | l | o | s | e | t | k |
| h | x | n | b | k | a | c |
| a | a | l | i | g | b | s |
| i | d | f | p | w | l | z |
| r | c | e | m | n | e | b |
| s | h | e | l | f | o | q |
| p | d | r | a | w | e | r |

Lesson

4

Exercise 1 in  on  under 

Exercise 2 The children should color the pictures.

Lesson

7

2 downstairs, dining room, shelf 4 downstairs, kitchen, drawer
3 upstairs, bedroom, bed

Home Study Worksheet Answers

Unit 7

Lesson
3

Exercise 1 1 pigs 2 ducks 3 cows 4 hens

Exercise 2 The children should draw several drawings of one animal and complete the sentence.

Lesson
5

1 apples 2 bananas 3 oranges 4 pears

The children should color the pictures.

Lesson
6

3 They aren't apples. They're lemons.

4 They aren't bananas. They're oranges.

5 They're pears.

6 They aren't lemons. They're apples.

Unit 8

Lesson
2

The children should choose an animal and draw three of them. They should color them in different colors and circle the colors they chose.

Lesson
4

1 blue butterflies 2 pink ladybugs 3 green birds

4 purple trees 5 red squirrels

The children should color the pictures in the correct color.

Lesson
6

Exercise 1 The children color the cars in the correct color;
men - blue, women - red, boys - yellow, girls - green.

Exercise 2 1 blue 2 red 3 yellow 4 green

Unit 9

Lesson
1

Exercise 1 square  circle  triangle  rectangle  diamond  oval 

Exercise 2 The children should draw a blue circle.

Lesson
4

Exercise 1 The children should circle the shapes which are the same.

Exercise 2 1 six 2 four 3 three

Lesson
7

1 nine 2 six 3 eight 4 eight