

Points

___ / 8

1 Answer the questions. Spell the words.

- 1 How do you spell  ? _____
- 2 How do you spell  ? _____
- 3 How do you spell  ? _____
- 4 How do you spell  ? _____

2 Circle the correct option.

___ / 2

1

This is / These are my arm.



3

This is / These are my legs.



2

This is / These are my foot.



Total: ___ / 10

Level 2 Unit 2 Language Assessment

Points

1 Match the words and the pictures.

run

walk

jump



___ / 3

2 Complete the instructions with the words in the box.

Sit

Stand

Open

Read

1 _____ down.

3 _____ the story.


2 _____ the box.

4 _____ up.

___ / 4

3 Write the instructions.

1



Don't sit down.

3



2



4



___ / 3

Total: ___ / 10

Level 2 Unit 3 Language Assessment

Points

___ / 5

1 Complete the words.

Match them to the pictures.

1 w _ _ i t _ _ r

2 d _ _ _ t _ _ s t

3 _ _ u r _ _ e

4 c _ _ e _ _


5 t e _ _ c _ _ _ r




2 Complete the sentences.


___ / 5

1  I am not a doctor.

2  She _____.

3  They _____.

4  He _____.

5  They _____.

6  I _____.

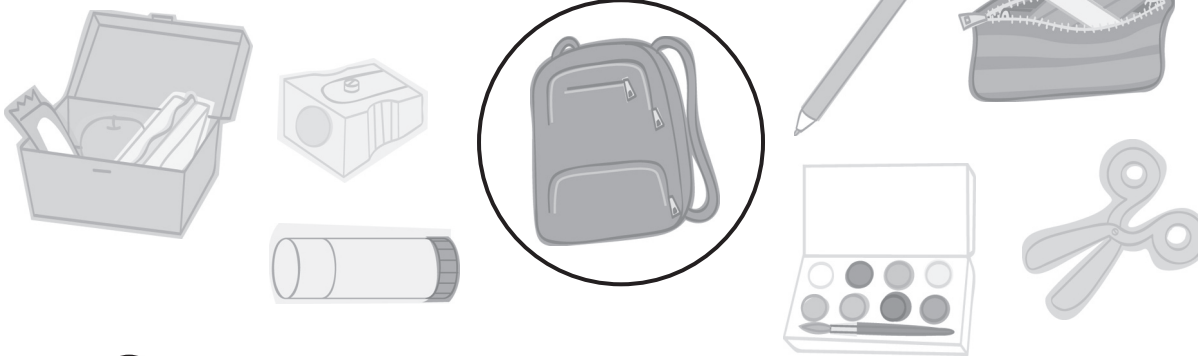
Total: ___ / 10

Level 2 Unit 4 Language Assessment









1 Read and circle the objects that Benny Bounce has.

Benny Bounce has a backpack and a lunch box. He has a pencil case and a box of paints. He has a glue stick and a felt pen.



2 Complete the sentences.

- 1  Tina doesn't have a cupcake.
- 2  Bob _____.
- 3  Tina _____.
- 4  Bob _____.
- 5  Tina _____.
- 6  Bob _____.

Total: / 10



Points

 / 5

 / 5

1 Look at the pictures and write sentences.

___ / 3



- 1 Look at the cats. They have skateboards
- 2 Look at the owls. _____
- 3 Look at the ostriches. _____
- 4 Look at the monkeys. _____

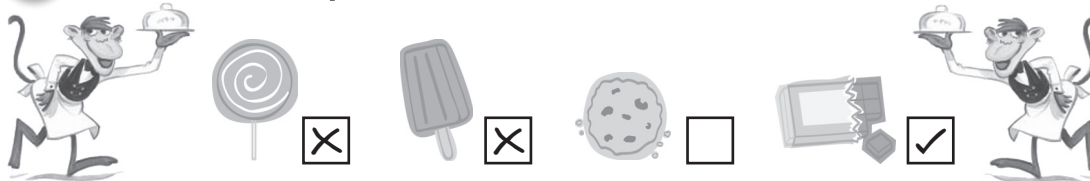
2 Unscramble the words and write.

___ / 4

- 1 l r r o l e l s a b e d _____
- 2 o s r t b o _____
- 3 z p e z s l u _____
- 4 o s r k a b t e d a _____

3 Look at the pictures. Circle the correct answers.

___ / 3



- 1 The monkeys have / don't have lollipops.
- 2 They have / don't have cookies.
- 3 They have / don't have candy bars.
- 4 They have / don't have popsicles.

Total: ___ / 10

Level 2 Unit 6 Language Assessment

Points

1 Match the opposites. Write the words.

___ / 8

















2 Read about Patty Pig and draw a picture.

Patty Pig isn't thin. She's fat.
 She isn't clean. She's dirty.
 She isn't sad. She's happy.
 What color is she? She's pink.

___ / 2




Total: ___ / 10

Points

___ / 4

1 Follow the lines. Complete the sentences.



- 1 Benny has thirteen camels.
- 2 Anna _____.
- 3 Harry _____.
- 4 Lulu _____.
- 5 Ricky _____.


2 Unscramble the words.
Match them to the pictures.

___ / 6

- 1 It's a y d r i t i p h o p

- 2 It's a a t f e z r b a

- 3 It's a i u b a l t f e u a p r o r t



Total: ___ / 10

Level 2 Unit 8 Language Assessment

Points

1 Write the missing days.

Monday, _____, _____,

Thursday, _____, _____,

Sunday.

___ / 4

2 Look at the information in the school schedule. Answer the questions.

___ / 6

	Monday	Tuesday	Wednesday	Thursday	Friday
AM	hello goodbye yes me no you			2000 1975 1933 1914 1462 1064	
PM					2 + 8 - 3 ÷ × 5 4 9

- When's the math class? It's on Fridays
- When's the English class? _____
- When's the history class? _____
- When's the reading class? _____
- When's the art class? _____
- When's the geography class? _____
- When's the science class? _____

Total: ___ / 10

Points

1 Match the words to the pictures.

1 supermarket


2 fire house

3 restaurant

4 toy store

5 candy store

6 school



2 Read and draw.



1 Draw a man in front of the bank.



3 Draw a car next to the hotel.



2 Draw a tree behind the bakery.



4 Draw a woman next to the bookstore.

___ / 6

___ / 4

Total: ___ / 10

Level 2 Language Assessment Answers

Level 2 Unit 1 Language Assessment

Points

1 Answer the questions. Spell the words.

1 How do you spell



?

C-A-T

2 How do you spell



?

T-R-U-C-K

3 How do you spell



?

C-H-A-I-R

4 How do you spell



?

S-H-E-E-P

2 Circle the correct option.

1

This is / These are
my arm.



3

This is / These are
my legs.



2

This is / These are
my foot.



___ / 8

___ / 2

Total: ___ / 10

Level 2 Unit 2 Language Assessment

1 Match the words and the pictures.

run

walk

jump



Points

___ / 3

2 Complete the instructions with the words in the box.

Sit

Stand

Open

Read

1 Sit down.

3 Read the story.

2 Open the box.

4 Stand up.

___ / 4

3 Write the instructions.

1



Don't sit down.

3



Don't look.

2



Don't close the door.

4



Don't stand up.

___ / 3

Total: ___ / 10

Level 2 Unit 3 Language Assessment

Points

___ / 5

1 Complete the words.

Match them to the pictures.

1 w a i t e r

2 d e n t i s t

3 n u r s e

4 c h e f

5 t e a c h e r




2 Complete the sentences.

___ / 5

1  I am not a doctor.

2  She isn't a police officer.

3  They aren't teachers.

4  He isn't a fire fighter.

5  They aren't waiters.

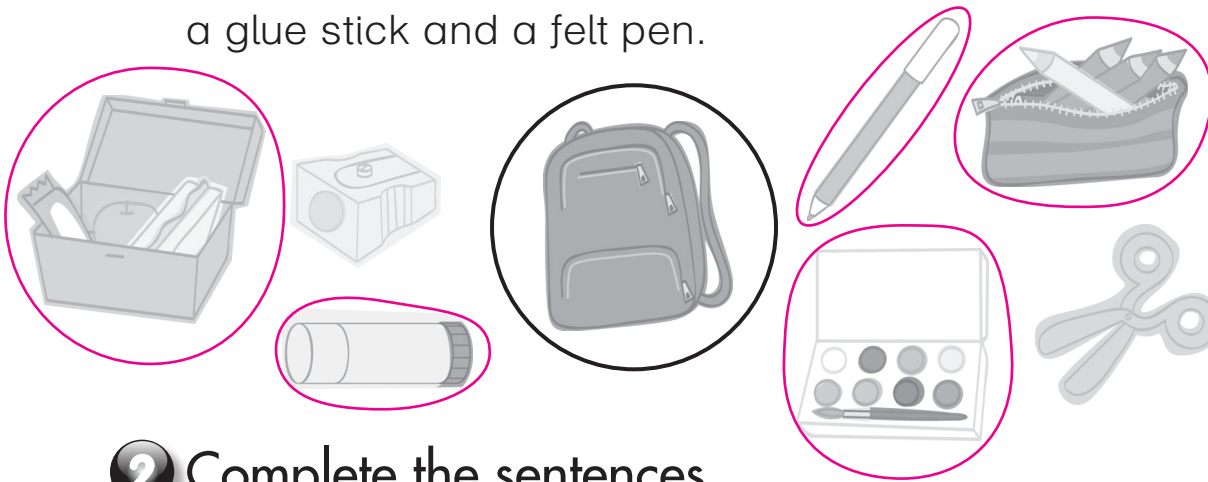
6  I am not a dentist.

Total: ___ / 10



1 Read and circle the objects that Benny Bounce has.

Benny Bounce has a backpack and a lunch box. He has a pencil case and a box of paints. He has a glue stick and a felt pen.









Points

___ / 5

2 Complete the sentences.



___ / 5

- 1  Tina doesn't have a cupcake.
- 2  Bob doesn't have an orange juice.
- 3  Tina doesn't have a ham sandwich.
- 4  Bob doesn't have a yogurt.
- 5  Tina doesn't have a hot dog.
- 6  Bob doesn't have a cheese sandwich.

Total: ___ / 10

1 Look at the pictures and write sentences.

___ / 3



- 1 Look at the cats. They have skateboards.
- 2 Look at the owls. They have baseball bats.
- 3 Look at the ostriches. They have basketballs.
- 4 Look at the monkeys. They have roller blades.

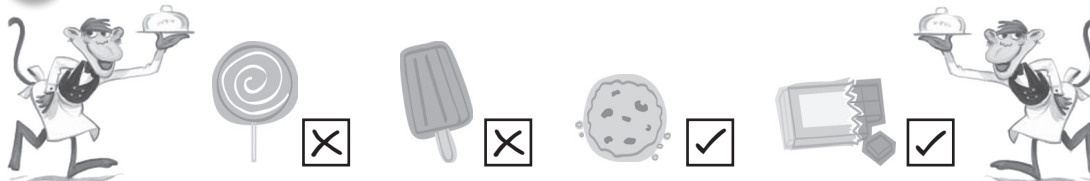
2 Unscramble the words and write.

___ / 4

- 1 l r r o l e l s a b e d roller blades
- 2 o s r t b o robots
- 3 z p e z s l u puzzles
- 4 o s r k a b t e d a skateboards

3 Look at the pictures. Circle the correct answers.

___ / 3



- 1 The monkeys have / (don't have) lollipops.
- 2 They (have) / don't have cookies.
- 3 They (have) / don't have candy bars.
- 4 They have / (don't have) popsicles.

Total: ___ / 10

Points

___ / 8

1 Match the opposites. Write the words.



big



dirty



fat



sad



clean



small



happy



thin

2 Read about Patty Pig and draw a picture.


Patty Pig isn't thin. She's fat.
 She isn't clean. She's dirty.
 She isn't sad. She's happy.
 What color is she? She's pink.

(นักเรียนวาดภาพหมู
 ชื่อ Patty
 ให้มีลักษณะอ้วน
 สกปรก ตัวสีชมพู
 และท่าทางดูมี
 ความสุข)

___ / 2

Total: ___ / 10


1 Follow the lines. Complete the sentences.



- 1 Benny has thirteen camels.
- 2 Anna has eleven flamingoes.
- 3 Harry has nine gorillas.
- 4 Lulu has thirteen bears.
- 5 Ricky has seventeen snakes.

2 Unscramble the words.
Match them to the pictures.

- 1 It's a y d r i t i p h o p
dirty hippo
- 2 It's a a t f e z r b a
fat zebra
- 3 It's a i u b a l t f e u a p r o r t
beautiful parrot



Level 2 Unit 8 Language Assessment

Points

1 Write the missing days.

Monday, Tuesday, Wednesday,
 Thursday, Friday, Saturday,
 Sunday.

___ / 4

2 Look at the information in the school schedule.
 Answer the questions.

___ / 6

	Monday	Tuesday	Wednesday	Thursday	Friday
AM	hello goodbye yes no me you			2000 1975 1933 1914 1462 1064	
PM					2 + 8 - 3 ÷ × 5 4 9

- When's the math class? It's on Fridays.
- When's the English class? It's on Mondays.
- When's the history class? It's on Thursdays.
- When's the reading class? It's on Tuesdays and Thursdays.
- When's the art class? It's on Tuesdays and Fridays.
- When's the geography class? It's on Mondays.
- When's the science class? It's on Wednesdays.

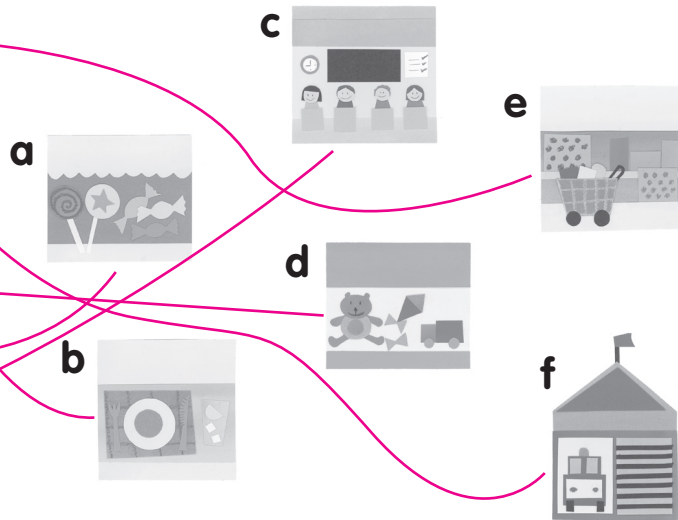
Total: ___ / 10

Points

___ / 6

1 Match the words to the pictures.

- 1 supermarket
- 2 fire house
- 3 restaurant
- 4 toy store
- 5 candy store
- 6 school



2 Read and draw.

___ / 4



(นักเรียนวาดผู้ชาย 1 คน ยืนอยู่หน้าธนาคาร)

1 Draw a man in front of the bank.



(นักเรียนวาดรถยนต์ 1 คัน ไว้ด้านข้างของธนาคาร)

3 Draw a car next to the hotel.



(นักเรียนวาดต้นไม้ 1 ต้น ไว้ด้านหลังร้านขนมอบ)

2 Draw a tree behind the bakery.



(นักเรียนวาดผู้หญิง 1 คน ไว้ด้านข้างของร้านหนังสือ)

4 Draw a woman next to the bookstore.

Total: ___ / 10

Home Study Worksheet Answers

Unit 1

Lesson
3

Exercise 1. **1** truck **2** book **3** car **4** cow **5** apple

Exercise 2. apple, book, car, cow, truck

Lesson
4

Exercise 1. **1** fish **2** airplane **3** bird **4** ship **5** owl **6** alligator

Exercise 2. On the cloud: bird, airplane, owl On the drop of water: fish, ship, alligator

Lesson
6

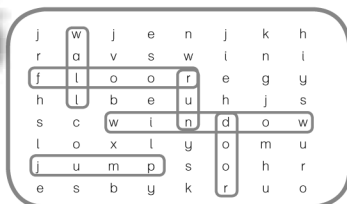
Exercise 1. **2** These are my feet. **4** These are my legs.

3 These are my arms. **5** This is my tummy.

Exercise 2. The children draw their feet.

Unit 2

Lesson
1



Exercise 1. The children find the words listed in the word puzzle.

Exercise 2. The children complete the sentence and draw the corresponding image.

Lesson
5

Exercise 1. **1** Stand up **2** Run **3** Jump **4** Sit down

Exercise 2. The children should write a different instruction.

Lesson
6

Exercise 1. **2** Don't open. **3** Don't sit. **4** Don't touch.

Exercise 2. The children make a cart.

Unit 3

Lesson
2

Exercise 1. fire fighter, police officer, doctor, nurse, chef, teacher, waiter, dentist

Exercise 2. The children draw themselves in one of the professions and complete the sentence.

Lesson
4

Exercise 1. The children choose the head and the body of a professional and draw the profession.

Exercise 2. The children complete the sentences about their drawing.

Lesson
7

Exercise 1. **2** They aren't photographers. They're dancers. **4** They aren't musicians. They're photographers.

3 They aren't dancers. They're singers.

Exercise 2. They aren't doctors. They're dentists.

Home Study Worksheet Answers

Unit 4

LESSON
2

Exercise 1. The children follow the key to color the picture.

Exercise 2. The options are: Benny has a blue pencil case / yellow pencil / blue glue stick / green pencil sharpener / yellow and orange lunchbox.

LESSON
5

Exercise 1. The children draw their lunch.

Exercise 2. The children should complete the sentences about their drawings.

LESSON
6

Exercise 1. The children should choose what Benny Bounce is going to eat.

Exercise 2. The children should choose if the sentences are *True* or *False* for exercise 1.

Unit 5

LESSON
2

Exercise 1.  basketball  scooter  video game  baseball bat

Exercise 2. 1 The children have a basketball. 2 They have a scooter.

3 They have a video game. 4 They have a baseball bat.

LESSON
5

Exercise 1. The children draw the following: 1 seven cookies 2 three lollipops

3 four bars of chocolate 4 two ice lollies 5 five jelly beans

LESSON
7

Exercise 1.



Unit 6

LESSON
2

Exercise 1. 1 dirty 2 sad 3 big 4 clean 5 thin 6 fat

Exercise 2. The children draw corresponding pictures.

LESSON
5

Exercise 1/2. Desmond: big, young, beautiful

Exercise 3. Digby: small, old, ugly

LESSON
6

Exercise 1. beautiful – ugly clean – dirty tall – short young – old

big – small fat – thin happy – sad

Exercise 2. The children should choose a pair and draw it.

Home Study Worksheet Answers

Unit 7

Lesson
2

Exercise 1. 1 hippos, has eight flamingoes

2 hippos, has two camels

Exercise 2. The children should draw two animal faces and write about them.

Lesson
4

Exercise 1. The children should draw: 1 a fat blue snake 3 a thin pink elephant

2 an ugly yellow and gray parrot

Exercise 2. The children should describe the picture of the camel.

Lesson
6

Exercise 1. 1 a thin fish 3 an ugly fish 5 a young fish 7 a beautiful fish

2 a happy fish 4 a fat fish 6 a dirty fish 8 a sad fish

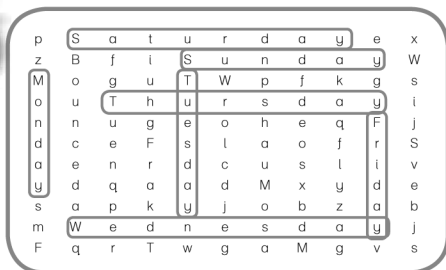
Unit 8

Lesson
2

Exercise 1. The children decorate the cover of their favorite subject.

Exercise 2. The children complete the sentence.

Lesson
5



Exercise 1. The children circle the days of the week and the word *Bounce* in the word puzzle.

Exercise 2. The days of the week start with a big letter.

Lesson
6

Exercise 1. When is... 2 the science class?

4 the math class?

When's... 3 the art class?

5 the English class?

Unit 9

Lesson
2

Exercise 1. The children should draw a car in front of a house with a tree to the side and color their drawings.

Exercise 2. 1 It's next to the house. 2 It's in front of the house.

3 It's next to the tree and behind the car.

Lesson
4

Exercise 1/2. 2 In Picture A the hoop is behind the teddy bear. In Picture B the hoop is behind the doll.

3 In Picture A the video game is next to the ball. In Picture B the video game is behind the baseball bat.

Lesson
6

Exercise 1. The children complete the drawing of a building.

Exercise 2. The children finish the sentence.