

Level 3 Unit 1 Language Assessment

Points

1 Read and color.

___ / 4



- 1 The second apple is yellow.
- 2 The fifth apple is red.
- 3 The eighth apple is green.
- 4 The tenth apple is brown.

2 Answer the questions.


___ / 3

- 1 Which is the eleventh month of the year? _____
- 2 Which is the third month of the year? _____
- 3 Which is the ninth month of the year? _____

3 Complete the sentences with the correct month. Match the sentences to the pictures.

___ / 3

- 1 Christmas is in _____.
- 2 Valentine's Day is in _____.
- 3 Halloween is in _____.



Total: ___ / 10

Level 3 Unit 2 Language Assessment

Points

1 Unscramble the words and write them next to the picture of Becky Bounce.

___ / 3

1 i s T - h t r _____

2 h t s r o s _____

3 a a s s n d l _____

2 Look at the pictures. Complete the questions.

___ / 3



Lara



Pippa

1 What's Daniel wearing?

He's wearing a sweater and pants.

2 _____?

She's wearing a hat, a coat, pants and shoes.

3 _____?

He's wearing a T-shirt, shorts and sandals.

4 _____?

She's wearing shorts, a sweater and shoes.



Daniel



Karl

3 Match the sentences to the pictures.

___ / 4



1 It's cloudy.

2 It's cold.

3 It's rainy.

4 It's sunny.



Total: ___ / 10


Level 3 Unit 3 Language Assessment

Points

___ / 5

1 Match the sentences to the pictures.

- a** She's skating. **b** He's playing. **c** She's laughing
d He's eating. **e** She's singing.




2 Complete the story about Becky Bounce.

___ / 5



- cutting
writing
painting
pasting
coloring

Becky Bounce is at school. She isn't _____ 

She isn't _____ . She's _____ 

a bird. Now she's _____  it and _____ 

it into her book. What a beautiful bird!

Total: ___ / 10

Level 3 Unit 4 Language Assessment

Points

1 Match the parts of the sentences to the pictures.

___ / 6



1 Swim a sandcastle.

2 Make an ice cream cone.

3 Buy in the ocean.



2 Unscramble the sentences and draw the pictures.

___ / 4

1 playing trumpets seals are The.



2 feeding The are trainers dolphins the.



Total: ___ / 10

Level 3 Unit 5 Language Assessment

Points

1 Match the pictures and the parts of the sentences.

___ / 4



1 I'm cleaning

television.



2 I'm listening

my room.



3 I'm doing

to music.



4 I'm watching

my homework.



2 Write the sentences.

___ / 6



1 I'm not doing my homework.
I'm not calling a friend.
I'm listening to music.



2 _____

3 _____

Total: ___ / 10

Level 3 Unit 6 Language Assessment

Points

1 Complete the words. Match them to the pictures.

___ / 4



1 c __ i m __

2 __ m __ r e __ __ a

3 __ u __ a f __ e r

4 t __ k __




2 Write the questions. Circle the correct answer.

___ / 4

1  Is he taking fruit from the teacher's desk?

Yes, he is. / No, he isn't.

2  _____ a box?


Yes, she is. / No, she isn't.


3  _____ a door?

Yes, he is. / No, he isn't.

3 Answer the questions.

___ / 2

1  Is she carrying an umbrella?
_____.

2  Is the boy running after the dog?
_____.

Total: ___ / 10

1 Unscramble the food words and draw pictures.

___ / 3

1



menolaed

2



amhgbeurr

3





zpzai


2 Complete the picture story.

___ / 7




Today is Jenny's birthday. She is having a party. Mom and Tina are

making  _____. Are they making  _____?

No, they aren't. Dad and Tony are  _____.

Are they  _____? No, they aren't.

They're going to eat  _____ and drink  _____.

Grandpa is going to  _____.

Total: ___ / 10

Level 3 Unit 8 Language Assessment

Points

___ / 3

1 Complete the questions and the pictures.

1



_____ jello?

Yes, we are.

2



_____ lemonade?

Yes, we are.

3



_____ brownies?

No, we aren't. We're eating sausages.

2 Match the parts of the words and the pictures.

___ / 7

1

e a

e t h



2

t e

i r



3

e y e

e k s



4

h a

e s



5

n o

r s



6

e y

t h



7

c h e

b r o w s



8

m o u

s e




Total: ___ / 10

Points

1 Match the times to the clocks.



- 1 It's nine o'clock.
- 2 It's noon.
- 3 It's four o'clock.
- 4 It's one o'clock.



2 Complete the question about the time.


What _____ is _____?

3 Draw the times on the clocks and match them to the activities.

- 1 It's six o'clock in the morning.



- 2 It's seven o'clock in the evening.



- 3 It's nine o'clock in the evening.



- 4 It's two o'clock in the afternoon.



___ / 4

___ / 2


___ / 4

Total: ___ / 10

Level 3 Language Assessment Answers

Level 3 Unit 1 Language Assessment

1 Read and color.



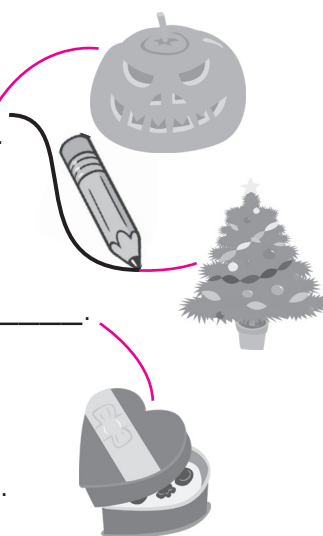
- 1 The second apple is yellow.
- 2 The fifth apple is red.
- 3 The eighth apple is green.
- 4 The tenth apple is brown.

2 Answer the questions.

- 1 Which is the eleventh month of the year? November
- 2 Which is the third month of the year? March
- 3 Which is the ninth month of the year? September

3 Complete the sentences with the correct month. Match the sentences to the pictures.

- 1 Christmas is in December.
- 2 Valentine's Day is in February.
- 3 Halloween is in October.



Points

___ / 4

___ / 3

___ / 3

Total: ___ / 10

Points

1 Unscramble the words and write them next to the picture of Becky Bounce.


1 i s T - h t r T-shirt

2 h t s r o s shorts

3 a a s s n d l sandals

___ / 3

2 Look at the pictures. Complete the questions.



1 What's Daniel wearing ?

He's wearing a sweater and pants.

2 What's Lara wearing _____?


She's wearing a hat, a coat, pants and shoes.

3 What's Karl wearing _____?

He's wearing a T-shirt, shorts and sandals.

4 What's Pippa wearing _____?

She's wearing shorts, a sweater and shoes.



___ / 3

3 Match the sentences to the pictures.



1 It's cloudy.

2 It's cold.

3 It's rainy.

4 It's sunny.



___ / 4

Total: ___ / 10

Level 3 Unit 3 Language Assessment

Points

___ / 5

1 Match the sentences to the pictures.

- a She's skating. b He's playing. c She's laughing
d He's eating. e She's singing.



2 Complete the story about Becky Bounce.

___ / 5



- cutting
writing
painting
pasting
coloring

Becky Bounce is at school. She isn't writing



She isn't coloring . She's painting



a bird. Now she's cutting it and pasting



it into her book. What a beautiful bird!

Total: ___ / 10

Level 3 Unit 4 Language Assessment

Points

1 Match the parts of the sentences to the pictures.

___ / 6



- 1 Swim a sandcastle.
- 2 Make an ice cream cone.
- 3 Buy in the ocean.



2 Unscramble the sentences and draw the pictures.

___ / 4

- 1 playing trumpets seals are The.
The seals are playing trumpets.

(วาดแมวน้ำ
หลายตัวกำลังเล่น
ทรัมเป็ต)

- 2 feeding The are trainers dolphins the.
The trainers are feeding the dolphins.

(วาดผู้ฝึกโลมา
หลายคนกำลังให้
อาหารโลมา
หลายตัว)

Total: ___ / 10

Level 3 Unit 5 Language Assessment

Points

___ / 4

1 Match the pictures and the parts of the sentences.



- 1 I'm cleaning
- 2 I'm listening
- 3 I'm doing
- 4 I'm watching

television.

my room.

to music.

my homework.



2 Write the sentences.

___ / 6



- 1 I'm not doing my homework.
I'm not calling a friend.
I'm listening to music.



- 2 I'm not listening to music. 3 I'm not doing my homework.
I'm not calling a friend. I'm not listening to music.
I'm doing my homework. I'm calling a friend.

Total: ___ / 10

Points

1 Complete the words. Match them to the pictures.




1 climb

2 umbrella

3 runafter

4 take



___ / 4

2 Write the questions. Circle the correct answer.

1



Is he taking fruit from the teacher's desk?

Yes, he is. / No, he isn't.

2



Is the girl carrying _____ a box?

Yes, she is. / No, she isn't.

3



Is the man walking through _____ a door?

Yes, he is. / No, he isn't.

___ / 4

3 Answer the questions.

1



Is she carrying an umbrella?

No, she isn't.

2



Is the boy running after the dog?

Yes, he is.

___ / 2

Total: ___ / 10

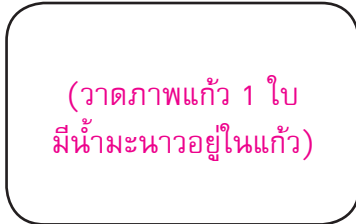
Level 3 Unit 7 Language Assessment

Points

1 Unscramble the food words and draw pictures.

___ / 3

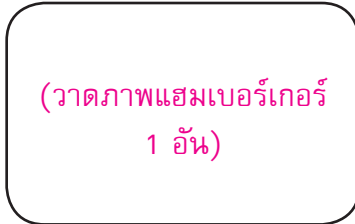
1



menolaed

lemonade

2



amhgbeurr

hamburger

3



zpzai



pizza


2 Complete the picture story.

___ / 7



Today is Jenny's birthday. She is having a party. Mom and Tina are

making  brownies. Are they making  sausages?

No, they aren't. Dad and Tony are  setting the table.

Are they  washing the dishes? No, they aren't.

They're going to eat  potato chips and drink  soda.

Grandpa is going to  pour the drinks.

Total: ___ / 10

Level 3 Unit 8 Language Assessment

Points

___ / 3

1 Complete the questions and the pictures.

1



Are you making _____ jello?

Yes, we are.

(วาดภาพเยลลี่รสผลไม้เต็มลงในชาม)

2



Are you drinking _____ lemonade?

Yes, we are.

(วาดน้ำมะนาวเต็มลงในแก้วทั้ง 2 ใบ)

3



Are you eating _____ brownies?

No, we aren't. We're eating sausages.

(วาดภาพไส้กรอกเต็มลงในจานทั้ง 2 ใบ)

2 Match the parts of the words and the pictures.

___ / 7

1

ea

eth

2

te

ir

3

eye

eks

4

ha

es

5

no

rs

6

ey

th

7


che

brows

8

mou

se



Total: ___ / 10

Level 3 Unit 9 Language Assessment

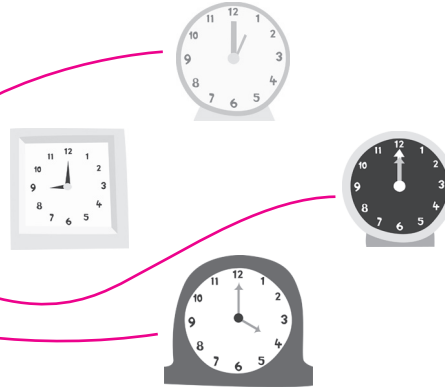
Points

___ / 4

1 Match the times to the clocks.



- 1 It's nine o'clock.
- 2 It's noon.
- 3 It's four o'clock.
- 4 It's one o'clock.








2 Complete the question about the time.

What time is it?

___ / 2

3 Draw the times on the clocks and match them to the activities.

- 1  It's six o'clock in the morning.
- 2  It's seven o'clock in the evening.
- 3  It's nine o'clock in the evening.
- 4  It's two o'clock in the afternoon.



___ / 4

Total: ___ / 10

Home Study Worksheet Answers

Unit 1

Lesson 2 Exercise 1. first – 1st, second – 2nd, third – 3rd, fourth – 4th, fifth – 5th, sixth – 6th, seventh – 7th, eighth – 8th, ninth – 9th, tenth – 10th

Lesson 4 Exercise 1. 1 February 2 December 3 April 4 June 5 November
Exercise 2. ninth

Lesson 6 Exercise 1. 2 Halloween  3 Christmas  4 Easter  5 birthday 
Exercise 2. The students decorate the card and write a sentence about the corresponding special day.

Unit 2

Lesson 2 Exercise 1. The students color in the picture.
Exercise 2. Denzel's wearing a T-shirt, shorts and sandals.

Lesson 4 Exercise 1. The students draw themselves wearing a blue sweater, orange pants and red shoes.
Exercise 2. The students complete the poem using their own words.

Lesson 6 Exercise 1. T-shirt, sandals, sweater, pants, dress, shoes, coat.

Exercise 2.      

Exercise 3. Mona Monster is wearing a dress and sandals.

Unit 3

Lesson 2 Exercise 1. 2 cry 3 drink 4 play 5 talk 6 skate 7 eat 8 sing
Exercise 2. 1 He's drinking. 2 She's crying. 3 She's skating.

Lesson 4 Exercise 1. [example text] Toby Turtle is in the park. He's listening to music. He's singing. He isn't drinking soda and he isn't eating a hamburger. He isn't playing baseball. He's laughing.

Lesson 7 Exercise 1. The students read the text.
Exercise 2. The students draw, paint and cut out a flower. Stick the flower in the box.

Home Study Worksheet Answers

Unit 4

Lesson 2

Exercise 1. The students join the numbers together to complete the picture. Complete the sentence: The monkeys are eating ice cream cones.

Exercise 2. The monkeys are eating. The dogs are swimming.

Lesson 4

Exercise 1. The students design the postcard with people doing typical activities.

Exercise 2. (examples) 1 They are making sandcastles. 2 They are sleeping on the sand. 3 They are buying ice cream cones.

Lesson 6

Exercise 1. 1 aren't 2 aren't 3 are 4 are 5 are 6 aren't

Exercise 2. 1 F 2 T 3 F 4 T

Unit 5

Lesson 2

Exercise 1. The students color in the television and draw their favorite program.

Exercise 2. They should complete the sentence with the name of their favorite program.

Lesson 4

Exercise 1. 2 I'm not riding my bicycle. I'm doing my homework. 3 I'm not making a snack. I'm watering the plants. 4 I'm not cleaning my room. I'm calling my friends.

Exercise 2. The students draw themselves and write sentences about what they are doing.

Lesson 6

Exercise 1. 1 thirty-seven – 37, sixty-five – 65, twenty-six – 26, ninety-three – 93, forty-nine – 49, seventy-eight – 78

Exercise 2. forty-nine, sixty-five, seventy-eight, ninety-three

Exercise 3. 1 forty 2 sixty-six 3 eighty

Unit 6

Lesson 2

Exercise 1. 2 No, it isn't. 3 No, it isn't. 4 Yes, he is.

Exercise 2. No, she isn't.

Lesson 5

Exercise 1 & 2. 2 help 3 take care of 4 fix 5 examine 6 drive 7 answer 8 operate on

Lesson 6

Exercise 1. 1 (The students draw a lady with an umbrella.)
2 (The students draw a bear eating a banana.)
3 (The students draw a hippopotamus driving a car.)
4 (The students draw a dog playing with a ball.)

Home Study Worksheet Answers

Unit 7

Lesson 1

Exercise 1. **lemonade** **French fries** **hamburger** **jello** **milk** **pizza** **apple pie** **salad**



Exercise 2. food: French fries, hamburger, jello, pizza, apple pie, salad
drink: lemonade, milk

Lesson 3

Exercise 1. The students are eating hamburgers and jello.

Exercise 2. No, they aren't.

Exercise 3. The students write another coded message.

Lesson 6

Exercise 1. 1 Are they drinking milk or soda?

2 Are they eating French fries or sausages?

Exercise 2. 1 They are drinking milk. 2 They are eating sausages.

Unit 8

Lesson 2

Exercise 1. 1 Petra is having a party. 2 On Saturday 3 She is eight on Saturday.

Exercise 2. The students draw their fancy dress costume for the party.

Lesson 3

Exercise 1. The students draw themselves and three friends.

Exercise 2. The students choose the task that each person is to do and write the sentences below each picture.

Exercise 3. The students answer the questions about themselves.

Lesson 5

Exercise 1. The students follow the instructions. The mask must have brown eyes, an orange mouth, green skin and two black eyebrows.

Unit 9

Lesson 2

Exercise 1. The students draw the time on each of the six clocks.

Exercise 2. The students write the time on each clock. Starting their sentences with It's...

Lesson 4

Exercise 1. The students draw themselves doing the following activities:

1 reading a story 2 going to bed 3 having breakfast 4 doing the chore

Exercise 2. The students write sentences describing the time they normally do each activity in exercise 1.

Lesson 6

Exercise 1. 1 get up 2 have breakfast 3 have dinner 4 go to bed

Exercise 2. The students answer the questions about themselves.