

## Assessment in *Bounce Now*

### Introduction

**Bounce Now** offers different ways to measure your students' progress and assess their learning: **Language Assessment**, **Self-Assessment**, and **Global Assessment**.

### Language Assessment






This is designed to evaluate children's **comprehension** and **usage** of the **new language**. For each unit in the Student's Book, there is a photocopiable **Language Assessment Sheet** in this pack. Use them after the children have completed the activities in the Student's Book and the Home Study pages for each unit.

Each Language Assessment has a total of 10 points. The activities are designed to reflect the language and the type of activities the children have seen and practiced in the unit.

Try to create the same conditions for each assessment:

- 1 Do the test in the same place at the same time each month.
- 2 Allow 30 minutes for each test.
- 3 Assess the children's language, not their ability to draw or write neatly.

**1** Match the pictures and the parts of the sentences.

 <b>1</b> I'm cleaning	television.	   
<b>2</b> I'm listening	my room.	
<b>3</b> I'm doing	to music.	
<b>4</b> I'm watching	my homework.	

After each assessment, record the children's scores in the **Language Assessment Chart** on page 4.

### Self-Assessment

It is important for children to reflect on their own progress to understand that learning is a process. At the end of each unit, draw the chart below on the board and ask the children to copy it in their notebooks. Have them reflect on themselves and their English classes this month.

Month: \_\_\_\_\_

	☺	☹
I always try my best.		
I always do my homework.		
I respect my classmates.		
I think my English is ...		



## Global Assessment

Global assessment focuses on children's **attitudes** and **values** in their English class as well as their **learning abilities**. Copy the Global Assessment Indicators for the level you teach, and your students' names into the Global Assessment Chart on page 5. Make a copy of the chart for each unit of the book (9 copies in total). At the end of each unit, evaluate your students according to the criteria below



Grade	Global Assessment 1	Global Assessment 2	Global Assessment 3	Global Assessment 4
1	Participates in class activities	Follows instructions	Looks after school material	Is friendly with classmates
2	Pays attention in class	Takes care with school work	Collaborates in group work	Expresses ideas and opinions respectfully
3	Collaborates in team work	Values the presentation of school work	Respects the class rules	Shows interest in learning
4	Shows interest in the opinions of classmates	Gives opinions and asks for help	Asks questions in class when unsure	Respects others' opinions
5	Works well in teams	Hands in homework	Brings all material to class	Is respectful and collaborates with classmates and teachers
6	Accepts input and suggestions from others	Hands in homework	Participates actively in class	Is respectful when expressing ideas and opinions

During the lessons, try to make time to monitor the children in your class while they are doing different activities. You will need more than one lesson to do this for large classes. To help you assess the children's overall performance after each unit, use these criteria: **ALWAYS**, **SOMETIMES**, and **NEVER**.